

Accessories – Encoders

Connection of motor and encoder

Flexible shaft coupling

Paguflex



The safe, uncomplicated and economical solution, if drive shafts with angular, radial and/or axial displacement are to be friction-locked together.

Order-No. 8.0000.1G01.0606

Size 1

Bore diameter both sides 6 mm

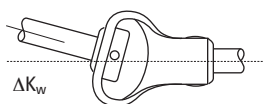
Order-No. 8.0000.1H01.1010

Size 2

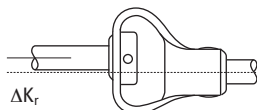
Bore diameter both sides 10 mm

Functional principle

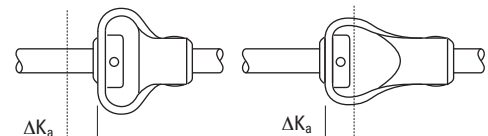
Compensation of an angular misalignment



Compensation of a radial misalignment



Compensation of a axial misalignment

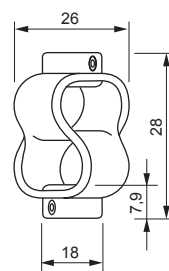


Technical data

Type	8.0000.1G01.0606	8.0000.1H01.1010
max. torque with displacement $K_w \leq 1^\circ$, $K_a \leq 2$ mm, $K_r \leq 0.5$ mm	T_{Kmax1} [Nm] 0.8	3.0
max. torque with max. angular and radial displacement	T_{Kmax2} [Nm] 0.5	1.8
Compliance		
Axial misalignment	$2 \cdot \Delta K_a$ [mm] 9.0	15
Radial misalignment	ΔK_r [mm] 2.6	3.2
Angular misalignment	ΔK_w [°] 10	15
Working temperature	[°C] -40 ... +100	-40 ... +100

Dimensions

Size 1



Size 2

